

Lil' Brown Radios Need Love Too!



*As found, in a Napa
antique shop, 2017 "as is"*

*"Airline" was the brand of the
Montgomery Ward stores*

The Airline 1939 Midget
A Radio with Unique Tuning...



A presentation by
Bart Lee, K6VK for the
California Historical
Radio Society, © 2017

Cosmetic Restoration of the 1939 Airline AA4



Airline 04BR-420B{?}; RadioMuseum.org ID 47498 with Schematic.
(But this is an All-American Four [!])

Useful Compounds for Bakelite Restoration



Also, Brasso (but beware of abrasives in it), silver polishes, Simichrome polish and toothpaste.

The Cabinet Polished



The bakelite is a burl pattern of **brown** and black swirls – Understated Elegance!

... with Lots of Elbow-grease and Q-tip Cleaning of Nooks and Crannies ...

But what's Inside?

This Radio Worked!




No need to re-cap or diagnose 80 year old troubles -- that's impressive engineering!

Where's the Variable Tuning Capacitor?



A Variable Inductance Tunes:



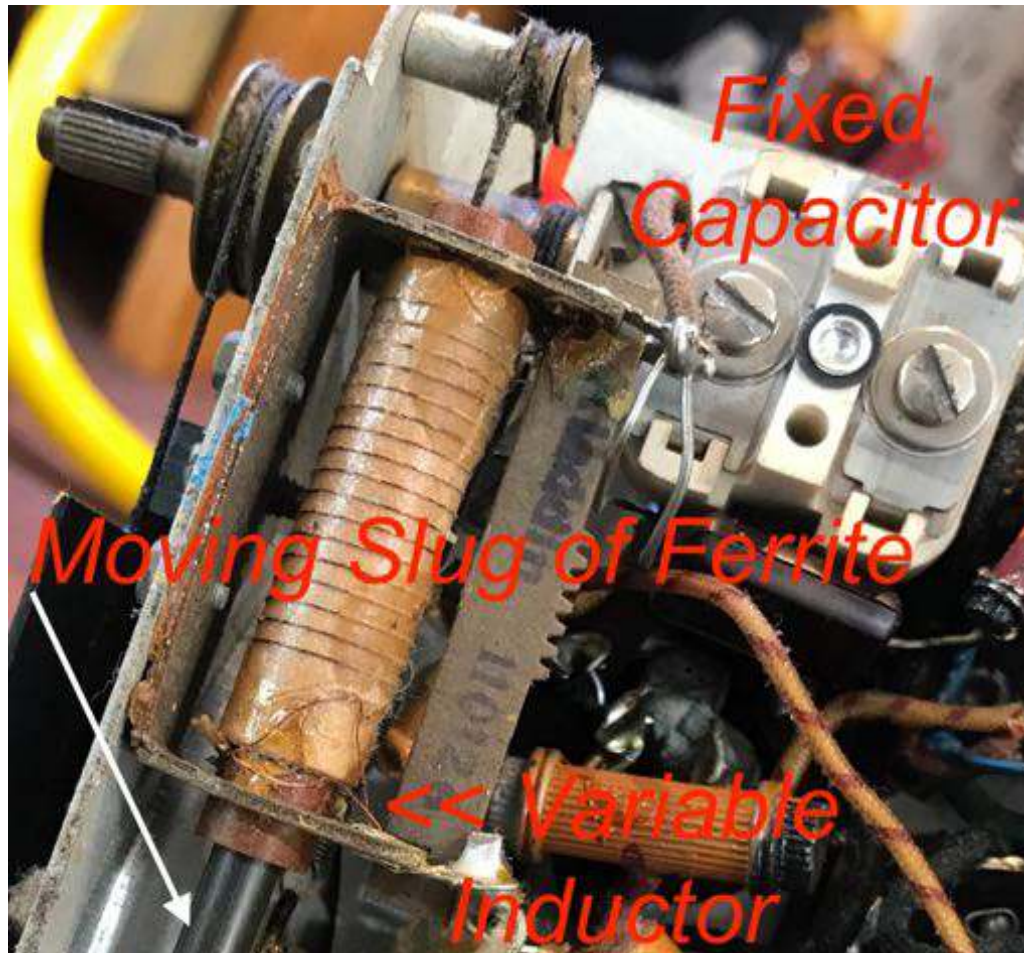
This is “permeability” tuning of the inductance with a ferrite core or slug.

Since it's a Superhet, the Local Oscillator Needs Tuning Too



The Cord-Linked Variable Inductances Tune Together, at the IF Offset.

Moving Ferrites Tune the Coil Against a Fixed Capacitor; Why?



Midget Radios Must Save Space!

- A two-ganged tuning capacitor takes up a lot of room, but this is a very small radio.
- It also runs plenty hot, and heat can warp aluminum capacitor plates...
- And looking to WW II, Aluminum was better put to use to make aircraft ...
- But most likely, this radio had to be cute and small to sell to the lady of the house!

Seven Inches Wide by 5 Inches High
by 4 Inches Deep (188x124x102 mm)



From the 1939-'40 Montgomery Ward catalog; courtesy RadioMuseum.org

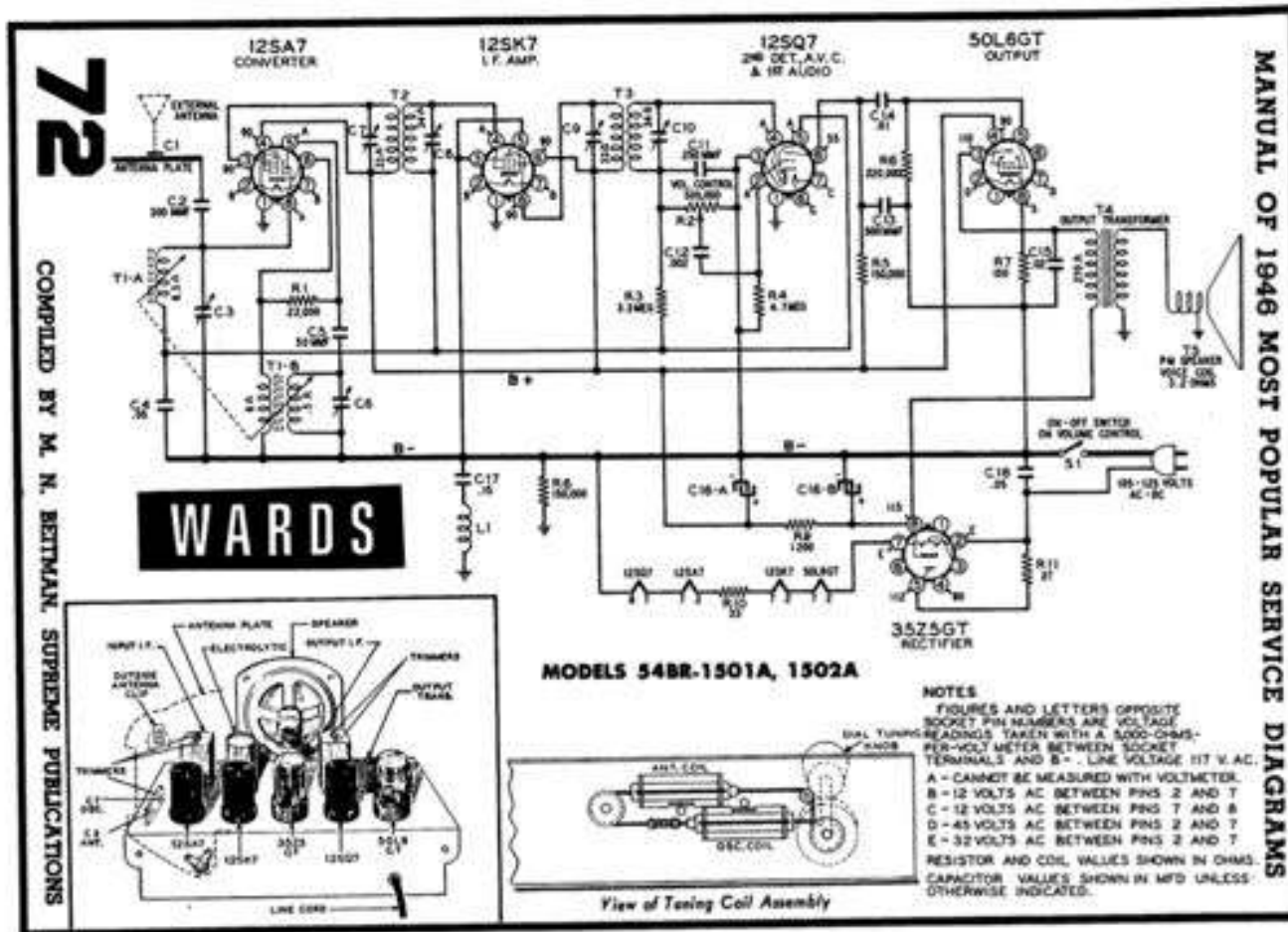
It Fits Everywhere

- This is a perfect little kitchen radio for listening to Arthur Godfrey in the morning.
- This is a perfect bedside radio for one last program in the evening: “Say goodnight, Gracie.”
- This is a perfect kid’s radio for listening to the Lone Ranger and even Jean Shepherd.
- You can’t go wrong for **\$5.73 [!!]** the 1939–’40 catalog price: **Buy three !!**

A Similar Post War Radio, AA5

Same First Three Tubes:

Note Ganged Inductors >>



About One Watt Audio Output.

How Four Tubes?

- In the radio examined, the last audio tube is a 35L7, a pentode amplifier and a diode rectifier
- The three 12 volt tubes provide mixing and IF
- A dropping resistor takes the line voltage for the filaments down to about 70 volts:



Radio Manufacturers' Association



“Approved,” so I guess it’s OK – just don’t drop it in your bathtub!

Permeability Tuning from the 1930s

- A noted physicist worked out tuning by magnetic permeability in inductances in 1933: W. J. Polydoroff, “Ferro-Inductors and Permeability Tuning ” Proceedings of the Institute of Radio Engineers, Issue 5, May 1933; see also *Nature* 133, 956-956 (23 June 1934).
- Commercial adoption such as the Airline midget followed.
- Permeability tuning was especially useful in car radios that could then do without bulky tuning capacitors. This tuning persisted in vehicle radio until the coming of digital tuning.
- Some amateur gear used permeability tuning, *e.g.*, Ten-Tec transceivers such as the Corsair II.
- Collins radio pioneered permeability tuning in World War Two radios. The later R-390 is a classic instance.

Permeability Tuning Goes to War



This midget tactical and covert short wave receiver dates from World War Two (1943); its Navy nomenclature was RBZ.

In this version covering 5 to 13 MHz, it is said to have been made available to anti-Nazi forces in Europe, especially for monitoring the BBC and secret messages.



Emerson manufactured it. See:
www.cryptomuseum.com/spy/rbz/index.htm

Please Add More Information!

Corrections, suggestions and amplifications are welcome. Send to:
KV6LEE@gmail.com.

This presentation is copyright Bart Lee, 2017 (who is a Fellow of the California Historical Radio Society) but any reasonable use may be made of it in furtherance of radio history and the history of this technology, respecting by proper attribution its authorship and integrity. All moral rights are asserted.

See www.californiahistoricalradio.com

73 de Bart, K6VK ##

